








# April 2020

Ducklings Class C  
Mrs. Lisa & Mrs. Jeanne



Sunday	Monday	Tuesday	Wednesday	Thursday	Friday	Saturday
		Let's Practice Making a Letter K	Plant unit starts <sup>1</sup>	Shape of the month: <b>Triangles</b> 1.Can you draw a triangle? 2. What objects are shaped like triangles? <sup>2</sup>	Daffodil plants <sup>3</sup> 	
<sup>5</sup>	Get a plain piece of white paper and fold it in half. On one side make an Uppercase Kk and on the other side make a lowercase Kk. <sup>6</sup>	Let's Practice letter Mm <sup>7</sup>	Practice our cutting today! Cut strips of <sup>8</sup>	Teach the children the names of common spring flowers – daffodil, forsythia, cherry blossoms, hyacinth. <sup>9</sup>	Go outside and find different objects in nature and make a plant mural! <sup>10</sup>	<sup>11</sup>
12	Let's talk about the Earth and discuss something we can do to make the earth and cleaner place! <sup>13</sup>	<sup>14</sup>	Letter A/ Parts of a Plant <sup>15</sup>	<sup>16</sup>	Little Red Hen <sup>17</sup> 	18
19	Cherry Blossom Trees <sup>20</sup> 	<sup>21</sup>	Let's Celebrate Earth Day <sup>22</sup> 	<sup>23</sup>	Letter Hunt: Hide letters <sup>24</sup> in the house and have your child go on a letter hunt and once all are found, bring them to you and name the letter.	25
26	Forsythia trees <sup>27</sup>	<sup>28</sup>	Celery Experiment <sup>29</sup> 	30		